

Was COP26 successful?

19th – 26th November 2021



69.42%

of Primary KS2
voters said No.



79.16%

of Secondary
voters said No.



83.83%

of 16+ & College
voters said No.

In September, VotesforSchools worked with UNICEF UK's Rights Respecting Schools to get our voters' views on children's rights and climate change ahead of COP26. This topic clearly highlighted the urgency that many young people feel about this issue, and that they believe not enough is being done to tackle it.

So, did COP26 allay these concerns? That's what we sought to find out after the conference ended and we asked voters to reflect on COP26 and whether it was a success. Following extensive press coverage of powerful messages, concerted efforts, and last-minute disagreements, there was plenty for them to consider.

The VoteTopic this week allowed voters from age 8-18 to share their opinions on the question: "Was COP26 successful?". Meanwhile, our younger voters discussed the question: "Do we look after the planet?".

36,063 young people in the UK took part in this vote.

Sample of 36,063 voters

Primary:	10,944 voters
Secondary:	23,746 voters
Secondary 16+ & College:	1,373 voters

Please Note: The sample size featured reflects the number of pupils and students that cast their vote on this topic during the week in which this vote was held. This sample size therefore does not reflect the number of pupils and students who discussed this VoteTopic but did not get a chance to participate in the voting.

VoteTopic Overview:

Question Primary KS1:

"Do we look after the planet?"

Question Primary KS2, Secondary, 16+ & College:

"Was COP26 successful?"



Be informed.



Be curious.



Be heard.



Grand Total

Primary KS1:

“Do we look after the planet?”

Yes 59.98% (2,157)

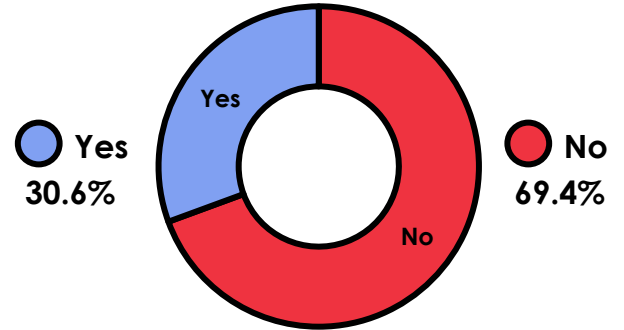
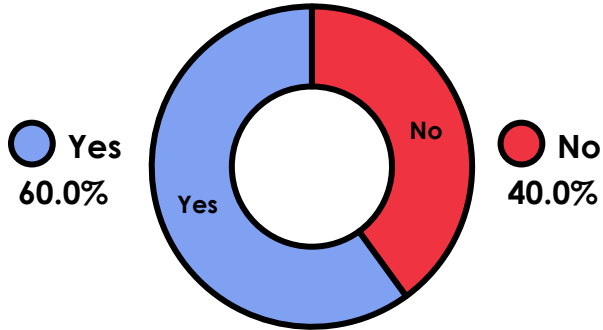
No 40.02% (1,439)

Primary KS2:

“Was COP26 successful?”

Yes 30.58% (2,247)

No 69.42% (5,101)



Secondary:

“Was COP26 successful?”

Yes 20.84% (4,949)

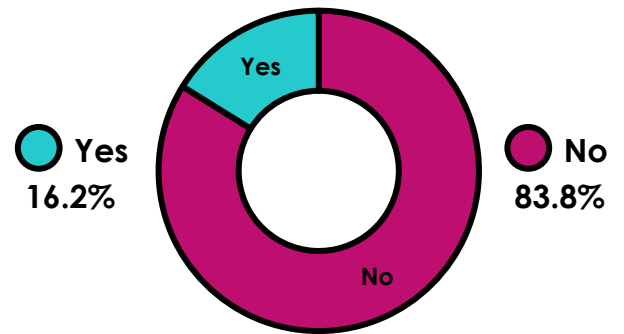
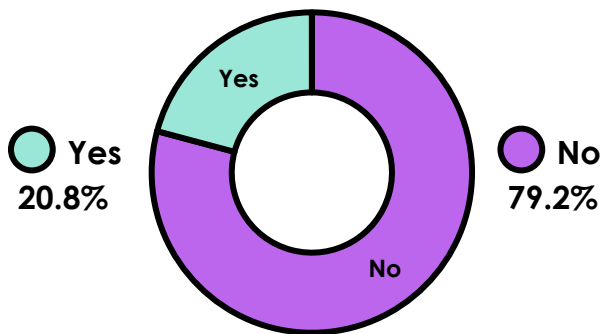
No 79.16% (18,797)

Secondary 16+ & College:

“Was COP26 successful?”

Yes 16.17% (222)

No 83.83% (1,151)



Gender

Primary KS1: “Do we look after the planet?”

	Yes %	Count	No %	Count	Total Count
Female	59.90%	947	40.10%	634	1581
Male	63.18%	1040	36.82%	606	1646
Diverse*	46.07%	170	53.93%	199	369

Primary KS2: “Was COP26 successful?”

	Yes %	Count	No %	Count	Total Count
Female	28.25%	1009	71.75%	2563	3572
Male	33.20%	1213	66.80%	2441	3654
Diverse*	20.49%	25	79.51%	97	122



Be informed.



Be curious.



Be heard.



Secondary: "Was COP26 successful?"

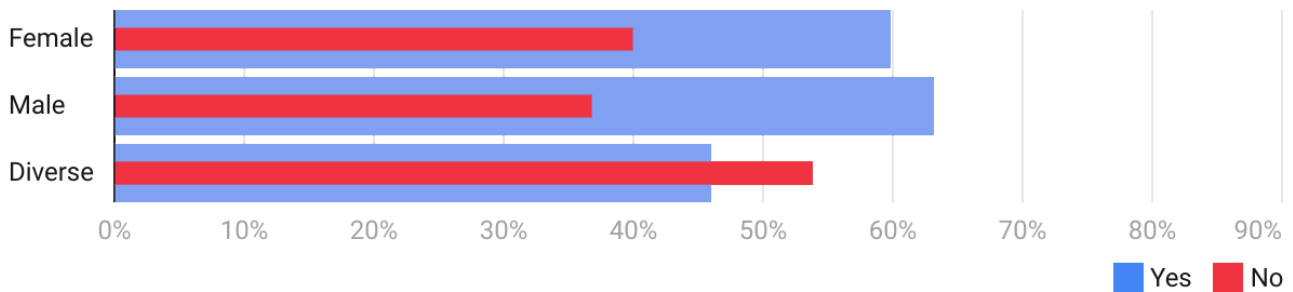
	Yes %	Count	No %	Count	Total Count
Female	19.06%	1964	80.94%	8338	10302
Male	23.41%	2414	76.59%	7897	10311
Diverse*	18.23%	571	81.77%	2562	3133

16+ & College: "Was COP26 successful?"

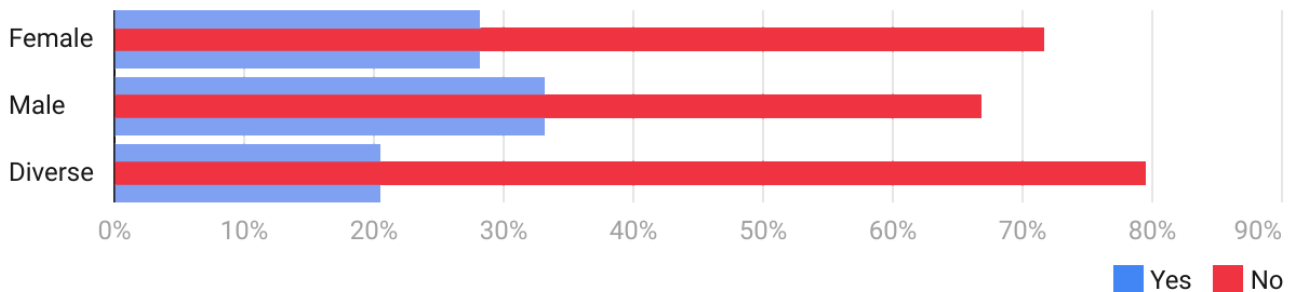
	Yes %	Count	No %	Count	Total Count
Female	12.73%	83	87.27%	569	652
Male	18.81%	111	81.19%	479	590
Diverse*	21.37%	28	78.63%	103	131

*Votes collected as "Diverse" include students that identify as gender diverse, as well as students that wish not to disclose or were not able to specify their gender.

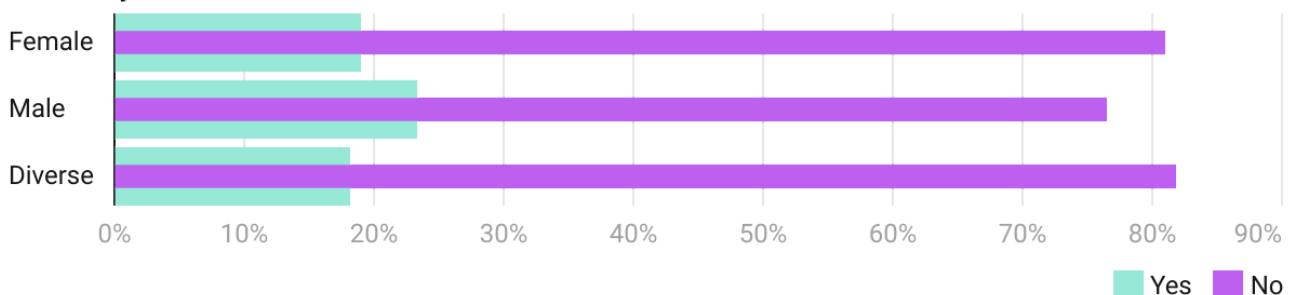
Primary KS1: "Do we look after the planet?"



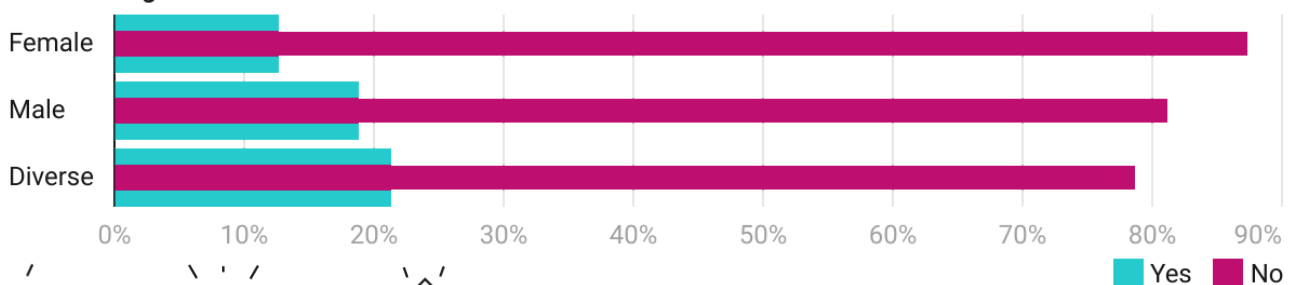
Primary KS2: "Was COP26 successful?"



Secondary: "Was COP26 successful?"



16+ & College: "Was COP26 successful?"



Be informed.



Be curious.



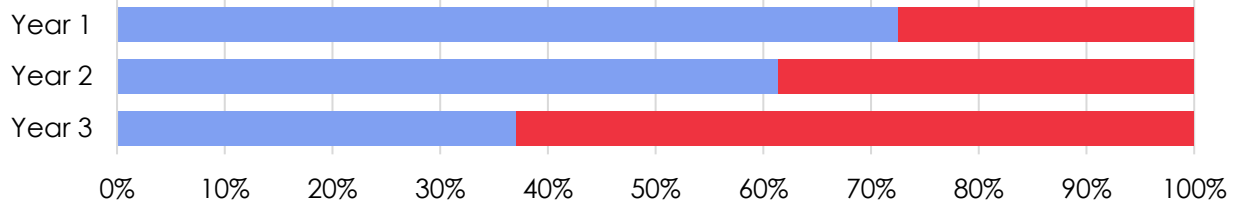
Be heard.



Age

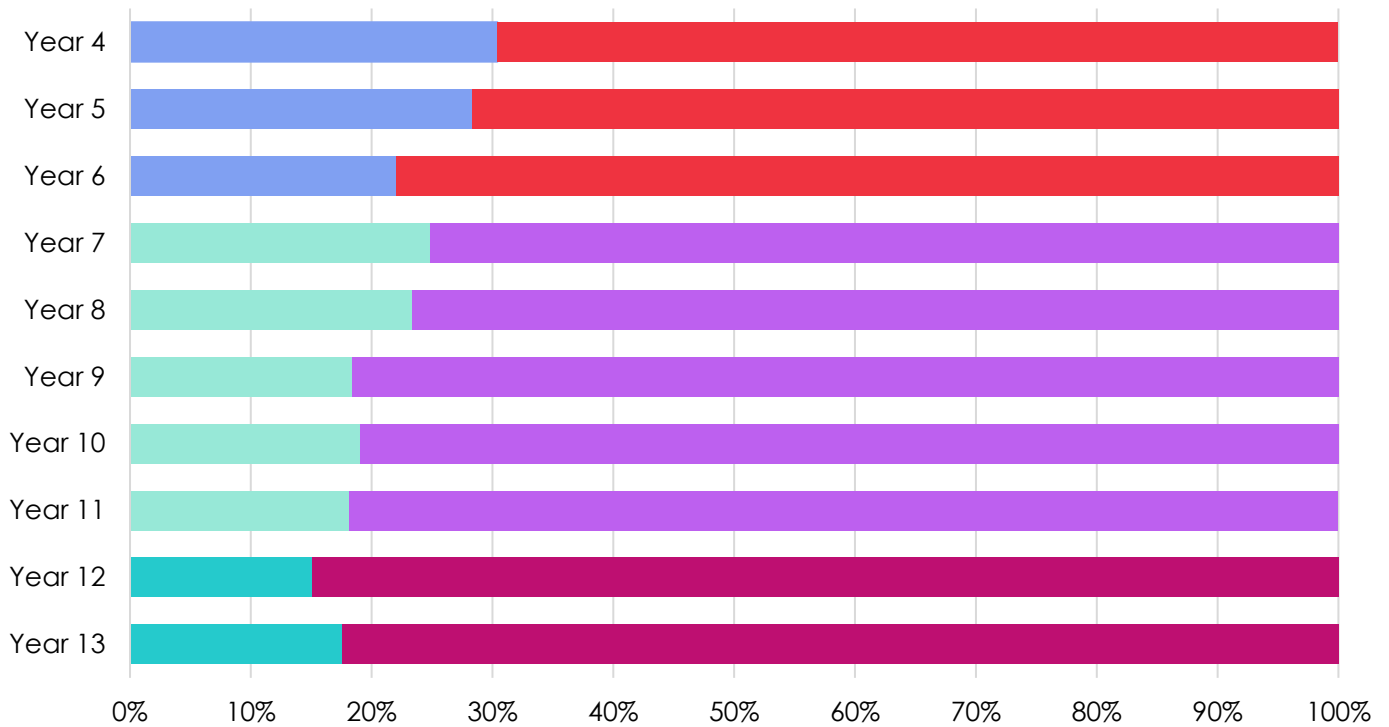
Primary KS1: "Do we look after the planet?"

Year Group	Yes %	Count	No %	Count	Total Count
Year 1	72.53%	956	27.47%	362	1318
Year 2	61.39%	873	38.61%	549	1422
Year 3	37.09%	227	62.91%	385	612
Vertical Tutor Group	41.39%	101	58.61%	143	244



Primary KS2, Secondary, 16+ & College: "Was COP26 successful?"

Year Group	Yes %	Count	No %	Count	Total Count
Year 4	30.41%	653	69.59%	1494	2147
Year 5	28.27%	544	71.73%	1380	1924
Year 6	22.02%	419	77.98%	1484	1903
Year 7	24.82%	1251	75.18%	3790	5041
Year 8	23.33%	1201	76.67%	3947	5148
Year 9	18.36%	885	81.64%	3934	4819
Year 10	19.06%	890	80.94%	3779	4669
Year 11	18.17%	306	81.83%	1378	1684
Year 12	15.03%	109	84.97%	616	725
Year 13	17.56%	72	82.44%	338	410
Vertical Tutor Group	27.22%	1088	72.78%	2909	3997



Be informed.



Be curious.



Be heard.



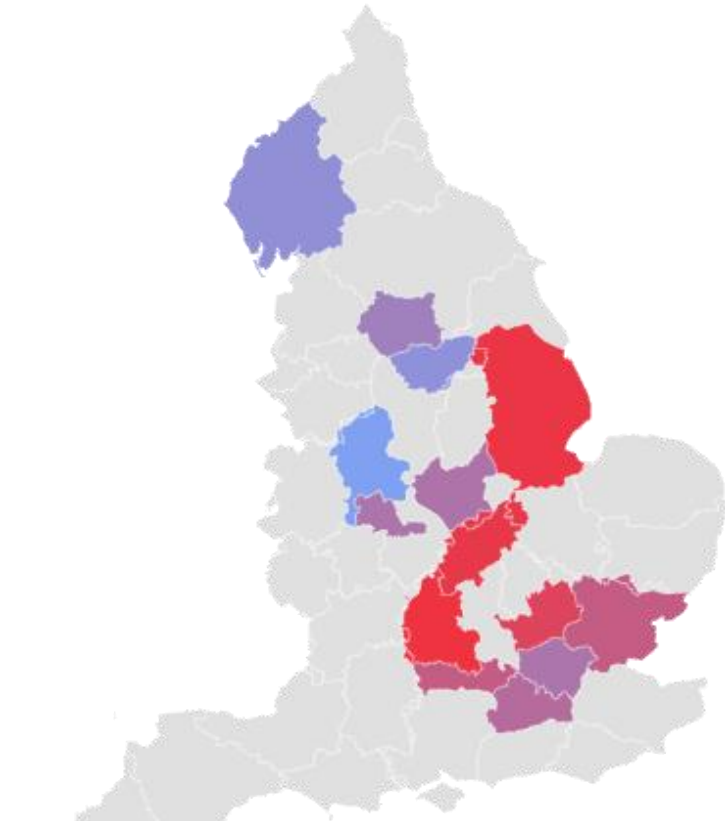
Location

Primary KS1: "Do we look after the planet?"

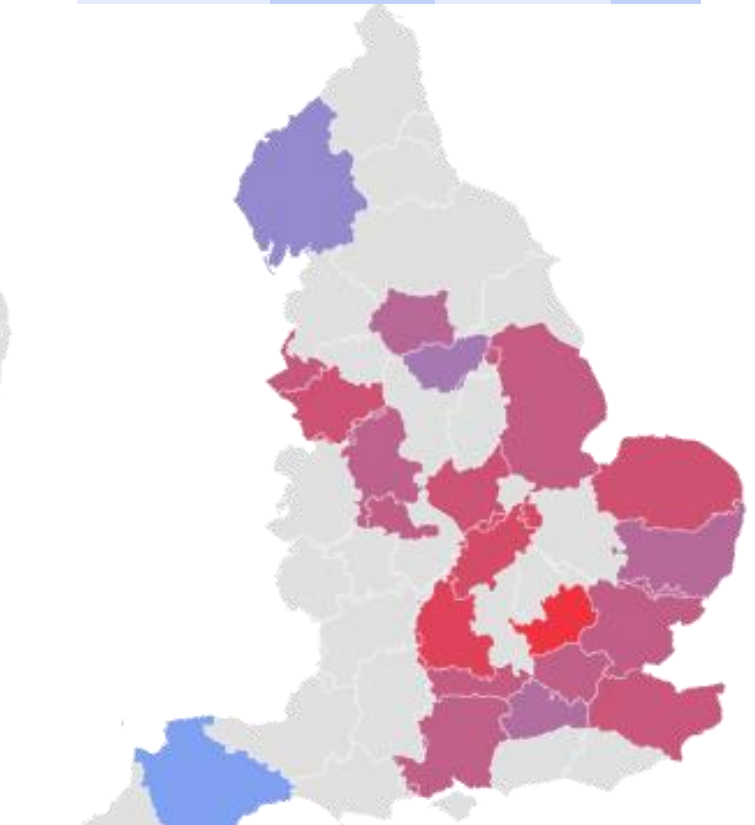
	Yes		No		Total Count
	%	Count	%	Count	
Staffordshire	84.85%	84	15.15%	15	99
Merseyside*	83.33%	15	16.67%	3	18
South Yorkshire	78.05%	32	21.95%	9	41
Cumbria	77.14%	27	22.86%	8	35
Greater London	70.46%	167	29.54%	70	237
West Yorkshire	69.72%	175	30.28%	76	251
West Midlands	64.59%	476	35.41%	261	737
Leicestershire	63.66%	247	36.34%	141	388
Surrey	60.10%	122	39.90%	81	203
London	59.50%	166	40.50%	113	279
Berkshire	52.74%	106	47.26%	95	201
Essex	52.72%	427	47.28%	383	810
Hampshire*	47.06%	8	52.94%	9	17
Cheshire*	42.86%	3	57.14%	4	7
Hertfordshire	41.28%	45	58.72%	64	109
Northamptonshire	36.36%	20	63.64%	35	55
Lincolnshire	34.78%	24	65.22%	45	69
Oxfordshire	33.33%	7	66.67%	14	21
Norfolk*	31.58%	6	68.42%	13	19

Primary KS2: "Was COP26 successful?"

	Yes		No		Total Count
	%	Count	%	Count	
Devon	73.08%	19	26.92%	7	26
Cardiff*	72.22%	13	27.78%	5	18
Cumbria	58.02%	47	41.98%	34	81
South Yorkshire	47.53%	77	52.47%	85	162
Surrey	40.00%	112	60.00%	168	280
Suffolk	37.21%	16	62.79%	27	43
West Yorkshire	36.70%	160	63.30%	276	436
Staffordshire	32.20%	114	67.80%	240	354
Greater London	31.78%	170	68.22%	365	535
Lancashire*	31.58%	6	68.42%	13	19
Hampshire	30.77%	12	69.23%	27	39
Essex	30.40%	397	69.60%	909	1306
West Midlands	30.10%	434	69.90%	1008	1442
London	29.86%	192	70.14%	451	643
Berkshire	28.55%	185	71.45%	463	648
Lincolnshire	28.35%	36	71.65%	91	127
Merseyside	26.29%	46	73.71%	129	175
Kent	25.60%	43	74.40%	125	168
Gloucestershire*	25.00%	4	75.00%	12	16
Leicestershire	22.84%	119	77.16%	402	521
Cheshire	22.50%	9	77.50%	31	40
Norfolk	21.43%	15	78.57%	55	70
Northamptonshire	17.89%	17	82.11%	78	95
Oxfordshire	12.00%	3	88.00%	22	25
Hertfordshire	1.27%	1	98.73%	78	79



Yes (max.85%) No (max.68%)



Yes (max.73%) No (max.99%)



Be informed.



Be curious.

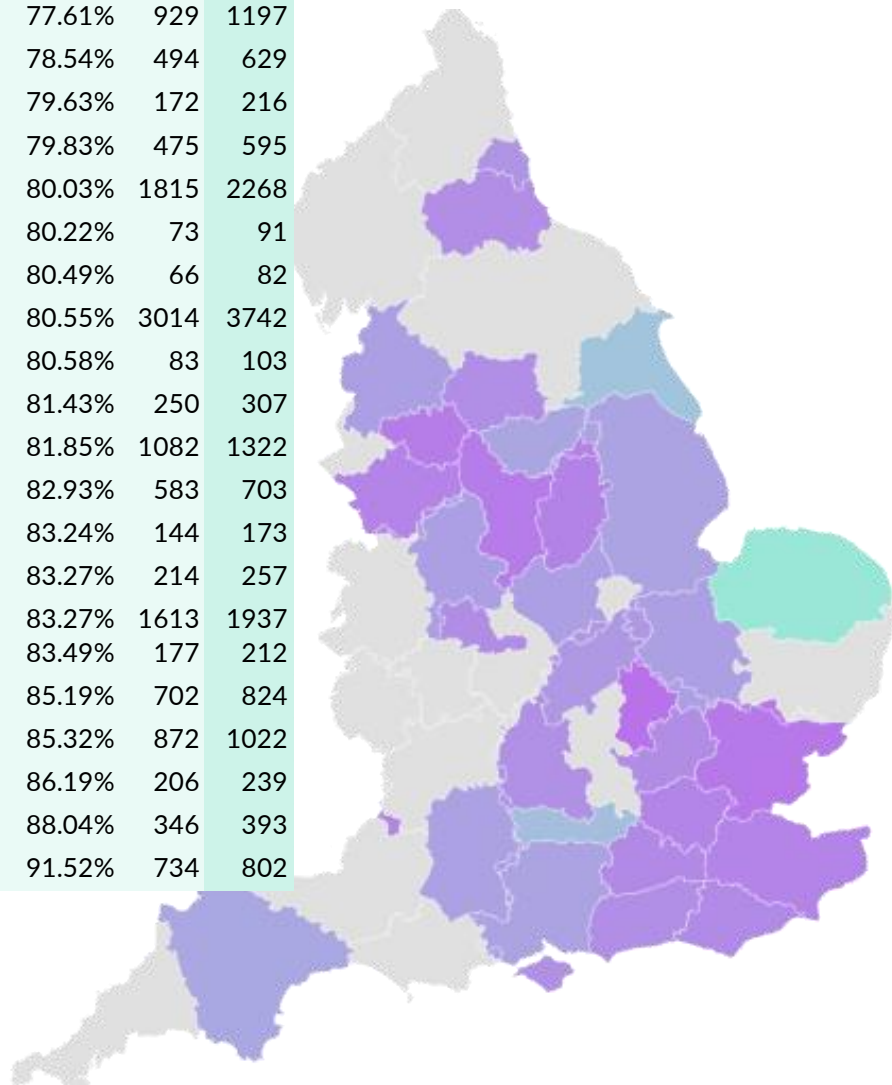


Be heard.



Secondary, 16+ & College:
 "Was COP26 successful?"

	Yes		No		Total
	%	Count	%	Count	
Worcestershire*	100.00%	1	0.00%	0	1
Norfolk	44.44%	12	55.56%	15	27
Dorset*	37.50%	6	62.50%	10	16
East Riding of Yorkshire	34.67%	164	65.33%	309	473
Berkshire	33.09%	89	66.91%	180	269
Devon	27.00%	169	73.00%	457	626
South Yorkshire	26.24%	525	73.76%	1476	2001
Hampshire	25.50%	51	74.50%	149	200
Lincolnshire	25.45%	266	74.55%	779	1045
Wiltshire	25.06%	104	74.94%	311	415
Cambridgeshire	24.44%	262	75.56%	810	1072
Lancashire	24.33%	253	75.67%	787	1040
Staffordshire	24.31%	53	75.69%	165	218
Leicestershire	24.25%	146	75.75%	456	602
Northamptonshire	22.39%	268	77.61%	929	1197
Tyne and Wear	21.46%	135	78.54%	494	629
Oxfordshire	20.37%	44	79.63%	172	216
Isle of Wight	20.17%	120	79.83%	475	595
West Yorkshire	19.97%	453	80.03%	1815	2268
West Sussex	19.78%	18	80.22%	73	91
Durham	19.51%	16	80.49%	66	82
West Midlands	19.45%	728	80.55%	3014	3742
Hertfordshire	19.42%	20	80.58%	83	103
East Sussex	18.57%	57	81.43%	250	307
Surrey	18.15%	240	81.85%	1082	1322
London	17.07%	120	82.93%	583	703
Bristol	16.76%	29	83.24%	144	173
Cheshire	16.73%	43	83.27%	214	257
Kent	16.73%	324	83.27%	1613	1937
Nottinghamshire	16.51%	35	83.49%	177	212
Greater Manchester	14.81%	122	85.19%	702	824
Derbyshire	14.68%	150	85.32%	872	1022
Essex	13.81%	33	86.19%	206	239
Bedfordshire	11.96%	47	88.04%	346	393
North Yorkshire	8.48%	68	91.52%	734	802



Be informed.



Be curious.



Be heard.



Voter Comments - Primary KS1: "Do we look after the planet?" & Primary KS2: "Was COP26 successful?"

"It was a **good start**, but these things **take time**, we can **all** make a **difference** by our **actions** rather than **words**."

Primary School, Surrey

"It was a success because it brought **leaders together** and made people **discuss** it."

Primary School, Suffolk

"Yes, because the success is that by **2030 deforestation** will **end**."

Primary School, Lincolnshire

"If **big** countries are **still** burning and using **fossil fuels**, this still **massively** impact our **planet**."

Primary School, Lincolnshire

No, because there are too many things happening like **animals dying, global warming** and **flooding** but people are still **not agreeing**. We need to step up and this is something that we need to **fix**."

Primary School, Buckinghamshire

"I think that it wasn't a success because all the leaders will **not** keep on doing what they **agreed** to, and the Cop 26 was full of **pollution** by people **flying** there."

Primary School, Buckinghamshire

"I don't think Cop 26 was that successful because some people are **still protesting** everywhere and saying that Cop 26 **didn't do that much** as people **thought** it would've so in my opinion, I don't think it was that successful."

Primary School, Northamptonshire



Be informed.



Be curious.



Be heard.



"No because it needs to **change now not** in **2030** or **2040.**"

Primary School, Suffolk

"I think that there is **too much waiting** now and we **don't** have **time** to wait!"

Primary School, Berkshire

Voter Comments – "Was COP26 successful?"

"If we did not have COP26 we would not have made **any progress** at all towards **saving** the **planet**. **Some** progress is better than **no** progress."

Secondary School, Lincolnshire

"The controversy regarding "phase down" and "phase out" is **understandable**, but phase down **still** means we are going in the **right direction**."

Secondary School, Greater Manchester

"I don't think that Cop 26 was entirely successful as lots of the changes they are aiming to make, **will not be reached** until about **10 more years**. However, I do think it is a **step** in the **right direction** and we are **making progress**."

Secondary School, West Midlands

"COP26 wasn't as successful as it **could be**, there seemed to be **little concern** for the **animals** and **their environment** in these agreements."

Secondary School, Surrey

"It's really bad that most world leaders flew to Glasgow and all the carbon emission that are released from this process."

Secondary School, Kent



Be informed.



Be curious.



Be heard.



“**More can be done**, and it can be done **better** and more **quickly**. People need to **stop** putting **money before lives**.”

Secondary School, Surrey

“It was horrible we did not manage to stop at **1.5 degrees** we are now at **1.8 degrees** we need **change now** and I mean it.”

Secondary School, Lancashire

“I’m glad we are talking about this; all the leaders say “oh well we’ll hit **0 carbon emissions** by **2050**” but they probably **won’t even** be able to do it by **2100**. It was a failure, and it **wasn’t successful**.”

Secondary School, Lancashire

“If we do not **fix this issue** everyone will feel the **catastrophic consequences of global warming**. Even if it does not **directly affect world leaders** and other well - off people in developed countries, many people’s lives - **in less developed countries** for example - will be **dramatically changed**. People in our generation and **future generations** will be the **most affected**. So, I think people in power need **more empathy** for these people.”

College, Bristol



Be informed.



Be curious.



Be heard.