

## Is apathy the biggest threat to the environment?

Age 5-7: "Are our habits bad for the environment?" & Age 7-11: "Are our habits a big problem for the environment?"

15<sup>th</sup> – 22<sup>nd</sup> April 2022



62%

of Primary 5-7 voters said Yes.



79%

of Primary 7-11 voters said Yes.



38%

of Secondary voters said Yes.



44%

of 16+ & College voters said Yes.

To celebrate *Earth Day*, voters discussed our **attitudes towards the climate emergency** and reflected on the other factors at play in the ongoing fight against global warming. **Primary age 5-7** voted on: "**Are our habits bad for the environment?**" and **Primary age 7-11** voted on: "**Are our habits a big problem for the environment?**" Meanwhile, our **Secondary & College** voters discussed: "**Is apathy the biggest threat to the environment?**"

10,072 young people in the UK **took part in this vote.**

### Sample of 10,072 voters

Primary:	3,457 voters
Secondary:	5,830 voters
16+ & College:	785 voters

**Please Note:** The sample size featured reflects the number of pupils and students that cast their vote on this topic during the week in which this vote was held. This sample size therefore does not reflect the number of pupils and students who discussed this VoteTopic but did not get a chance to participate in the voting.

### VoteTopic Overview:

#### **Question Primary 5-7:**

"Are our habits bad for the environment?"

#### **Question Primary 7-11:**

"Are our habits a big problem for the environment?"

#### **Question Secondary and 16+ & College:**

"Is apathy the biggest threat to the environment?"



Be informed.



Be curious.



Be heard.



**Grand Total**

Primary age 5-7:

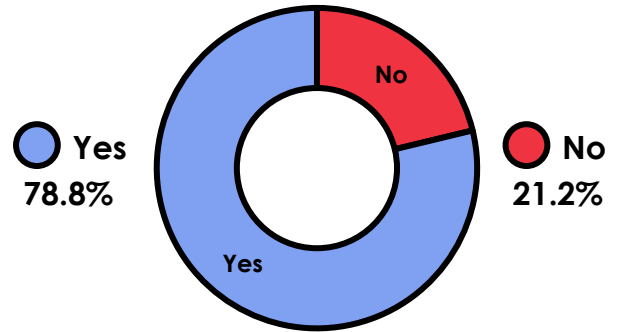
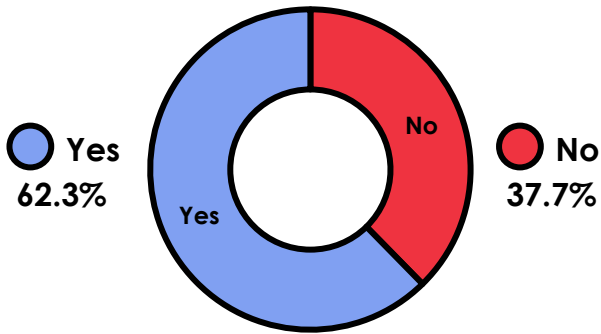
“Are our habits bad for the environment?”

Yes 62.34% (601)  
No 37.66% (363)

Primary age 7-11:

“Are our habits a big problem for the environment?”

Yes 78.78% (1,964)  
No 21.22% (529)



Secondary:

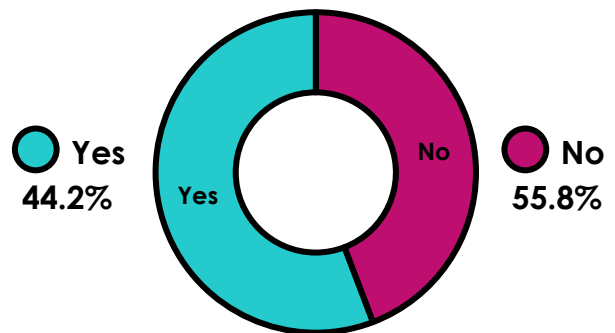
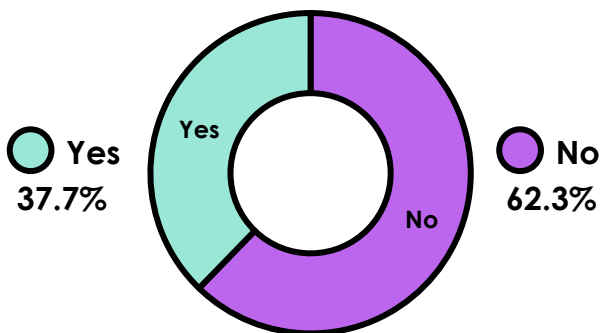
“Is apathy the biggest threat to the environment?”

Yes 37.74% (2,200)  
No 62.26% (3,630)

16+ & College:

“Is apathy the biggest threat to the environment?”

Yes 44.20% (347)  
No 55.80% (438)



Be informed.



Be curious.

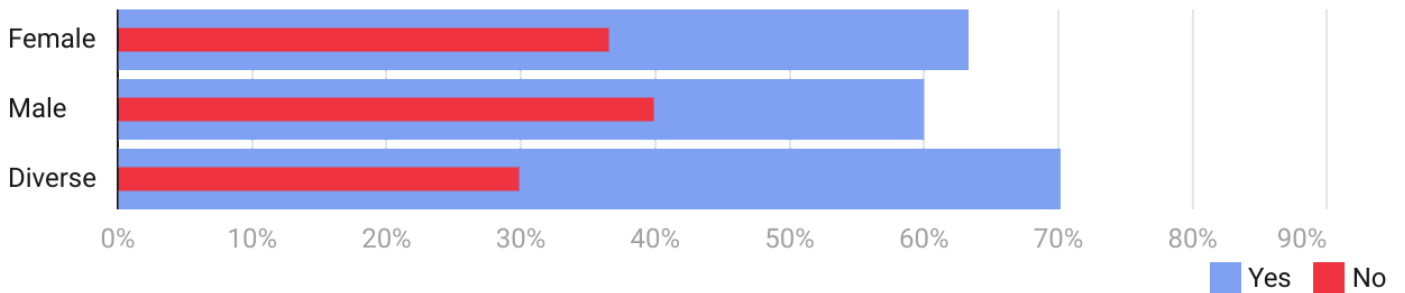


Be heard.

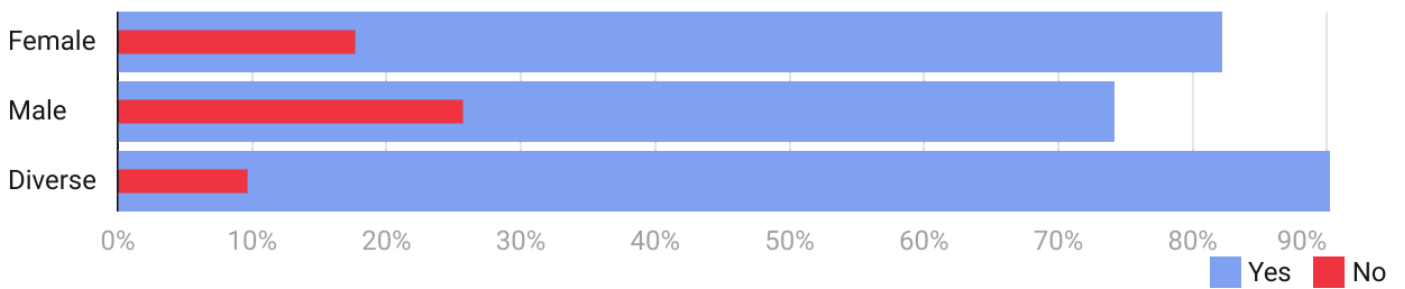


## Gender

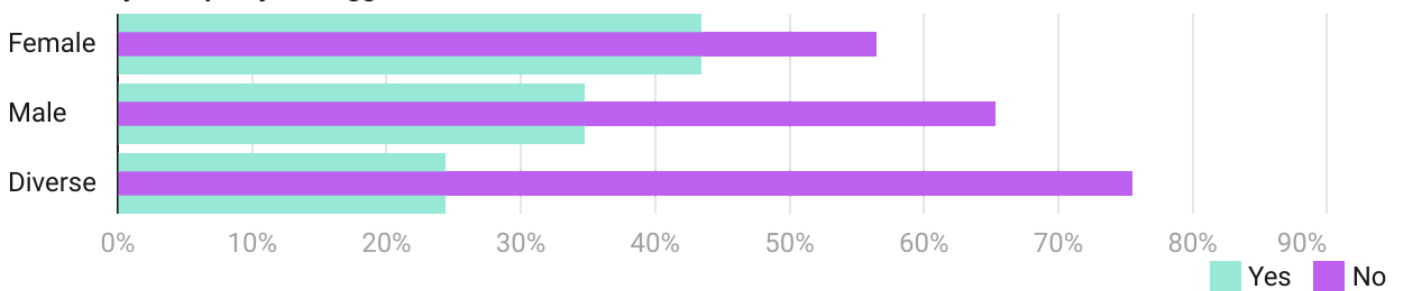
### Primary Age 5-7: "Are our habits bad for the environment?"



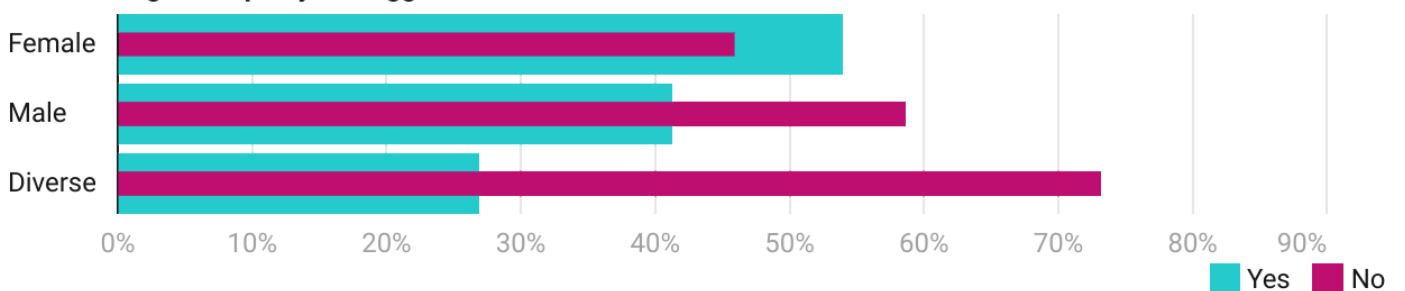
### Primary Age 7-11: "Are our habits a big problem for the environment?"



### Secondary: "Is apathy the biggest threat to the environment?"



### 16+ & College: "Is apathy the biggest threat to the environment?"



### Primary age 5-7: "Are our habits bad for the environment?"

	Yes %	Count	No %	Count	Total Count
Female	63.41%	279	36.59%	161	440
Male	59.96%	268	40.04%	179	447
Diverse*	70.13%	54	29.87%	23	77



Be informed.



Be curious.



Be heard.



Primary age 7-11: "Are our habits a big problem for the environment?"

	Yes %	Count	No %	Count	Total Count
Female	82.27%	1021	17.73%	220	1241
Male	74.14%	860	25.86%	300	1160
Diverse*	90.22%	83	9.78%	9	92

Secondary: "Is apathy the biggest threat to the environment?"

	Yes %	Count	No %	Count	Total Count
Female	43.51%	1146	56.49%	1488	2634
Male	34.73%	922	65.27%	1733	2655
Diverse*	24.40%	132	75.60%	409	541

16+ & College: "Is apathy the biggest threat to the environment?"


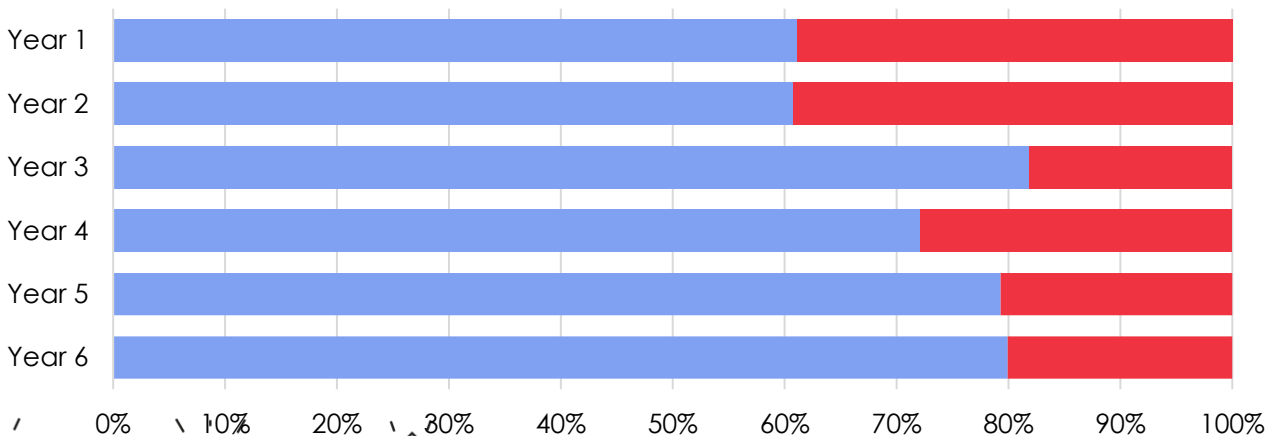
	Yes %	Count	No %	Count	Total Count
Female	53.97%	170	46.03%	145	315
Male	41.31%	145	58.69%	206	351
Diverse*	26.89%	32	73.11%	87	119

\*Votes collected as "Diverse" include students that identify as gender diverse, as well as students that wish not to disclose or were not able to specify their gender.

**Age**

Primary age 5-7: "Are our habits bad for the environment?" & Primary age 7-11: "Are our habits a big problem for the environment?"

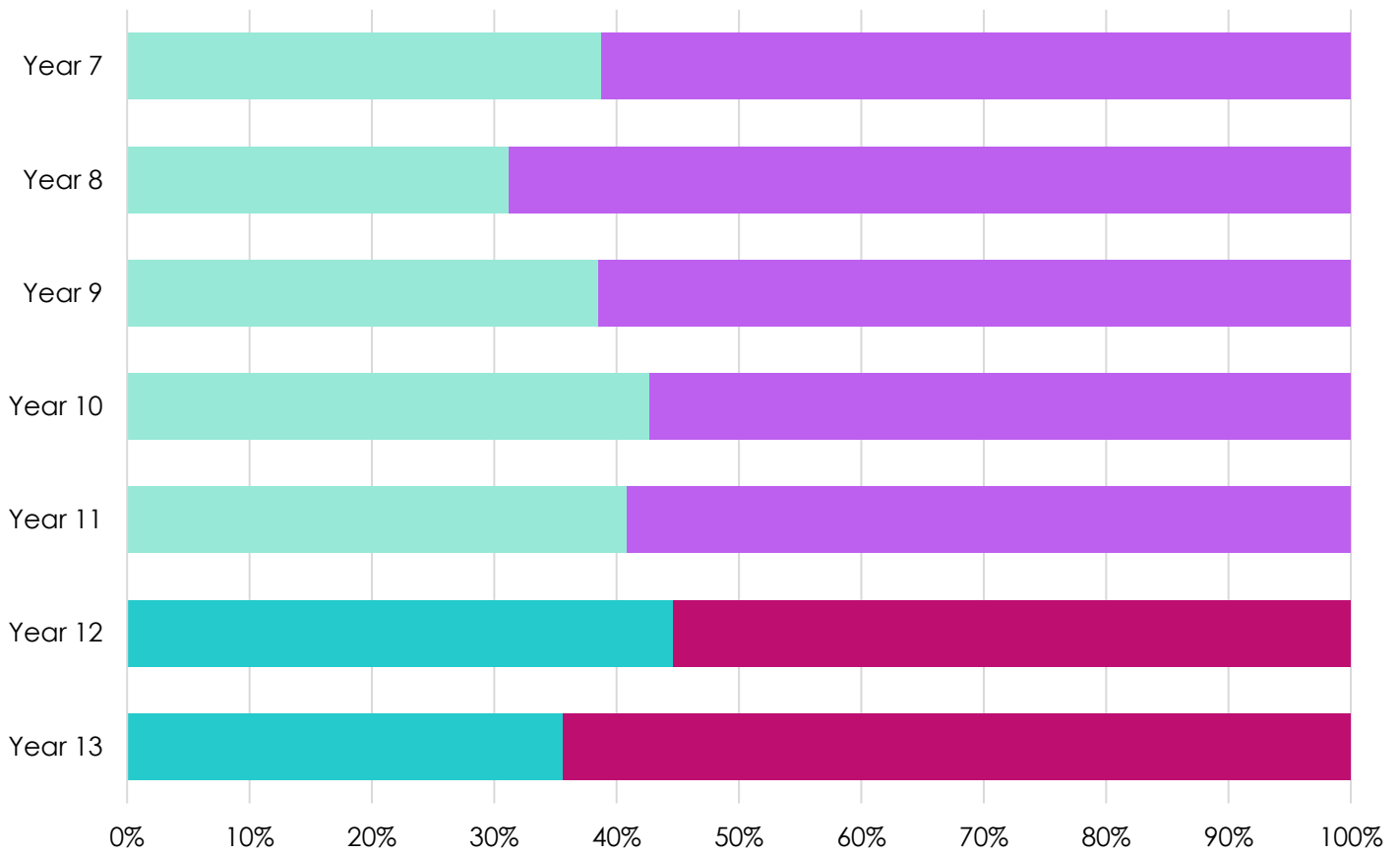
Year Group	Yes %	Count	No %	Count	Total Count
Year 1	61.10%	223	38.90%	142	365
Year 2	60.74%	263	39.26%	170	433
Year 3	81.89%	633	18.11%	140	773
Year 4	72.14%	518	27.86%	200	718
Year 5	79.30%	479	20.70%	125	604
Year 6	79.93%	446	20.07%	112	558
Vertical Tutor Group	50.00%	3	50.00%	3	6





## Secondary, 16+ & College: "Is apathy the biggest threat to the environment?"

Year Group	Yes		No		Total Count
	%	Count	%	Count	
Year 7	38.78%	513	61.22%	810	1323
Year 8	31.19%	427	68.81%	942	1369
Year 9	38.55%	404	61.45%	644	1048
Year 10	42.70%	398	57.30%	534	932
Year 11	40.89%	341	59.11%	493	834
Year 12	44.61%	178	55.39%	221	399
Year 13	35.66%	92	64.34%	166	258
Vertical Tutor Group	42.92%	194	57.08%	258	452



**Be informed.**



**Be curious.**



**Be heard.**

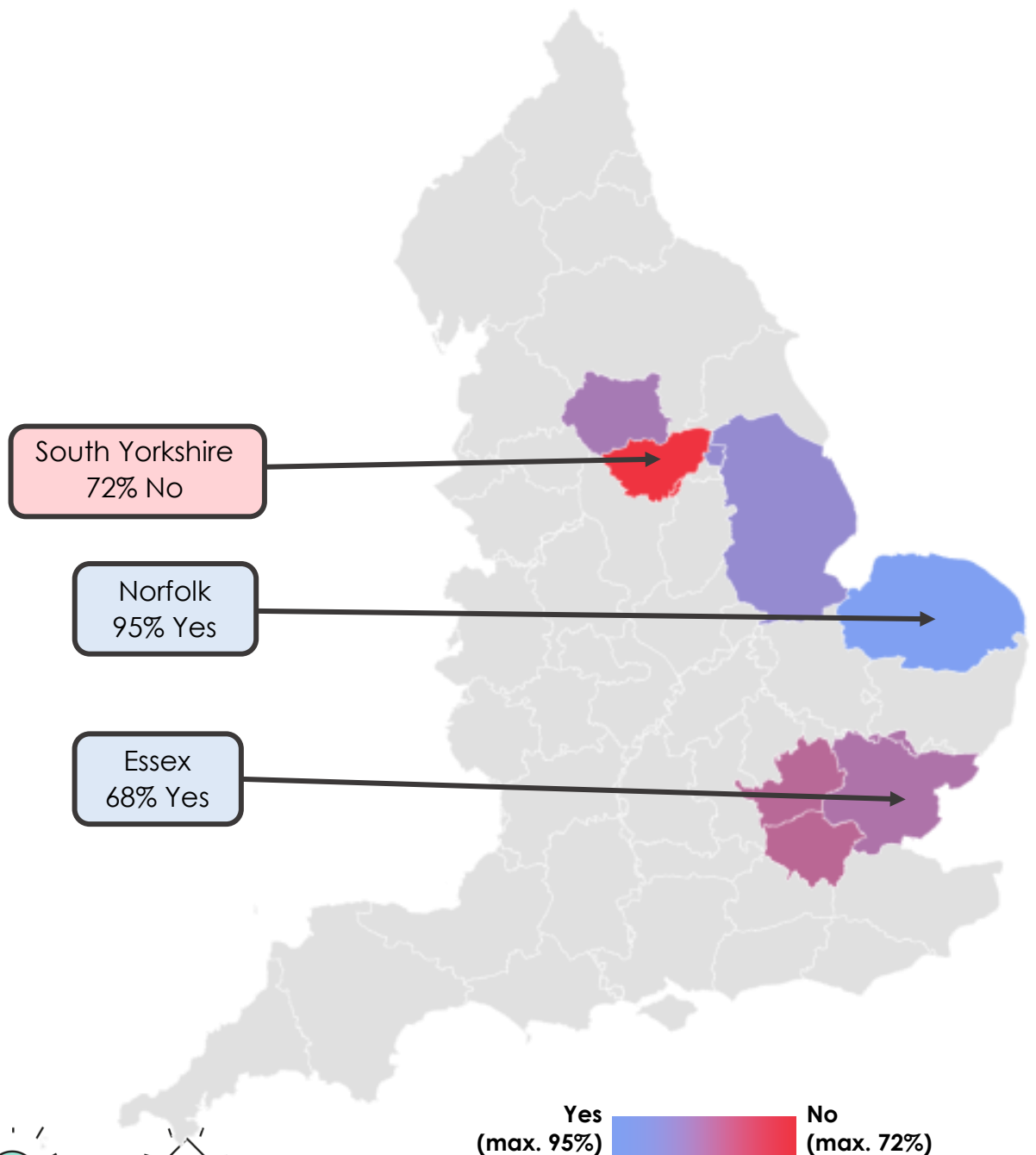


## Location

Primary age 5-7: "Are our habits bad for the environment?"

	Yes %	Count	No %	Count	Total Count
Northamptonshire*	100.00%	1	0.00%		1
Norfolk	95.45%	21	4.55%	1	22
Lincolnshire	82.61%	19	17.39%	4	23
West Yorkshire	72.00%	18	28.00%	7	25
Essex	67.62%	190	32.38%	91	281
Hertfordshire	60.98%	50	39.02%	32	82
Greater London	59.83%	289	40.17%	194	483
South Yorkshire	27.66%	13	72.34%	34	47

\*Regions with fewer than 20 votes are not displayed on the maps. These regions are marked with a \* in the tables.



Be informed.



Be curious.

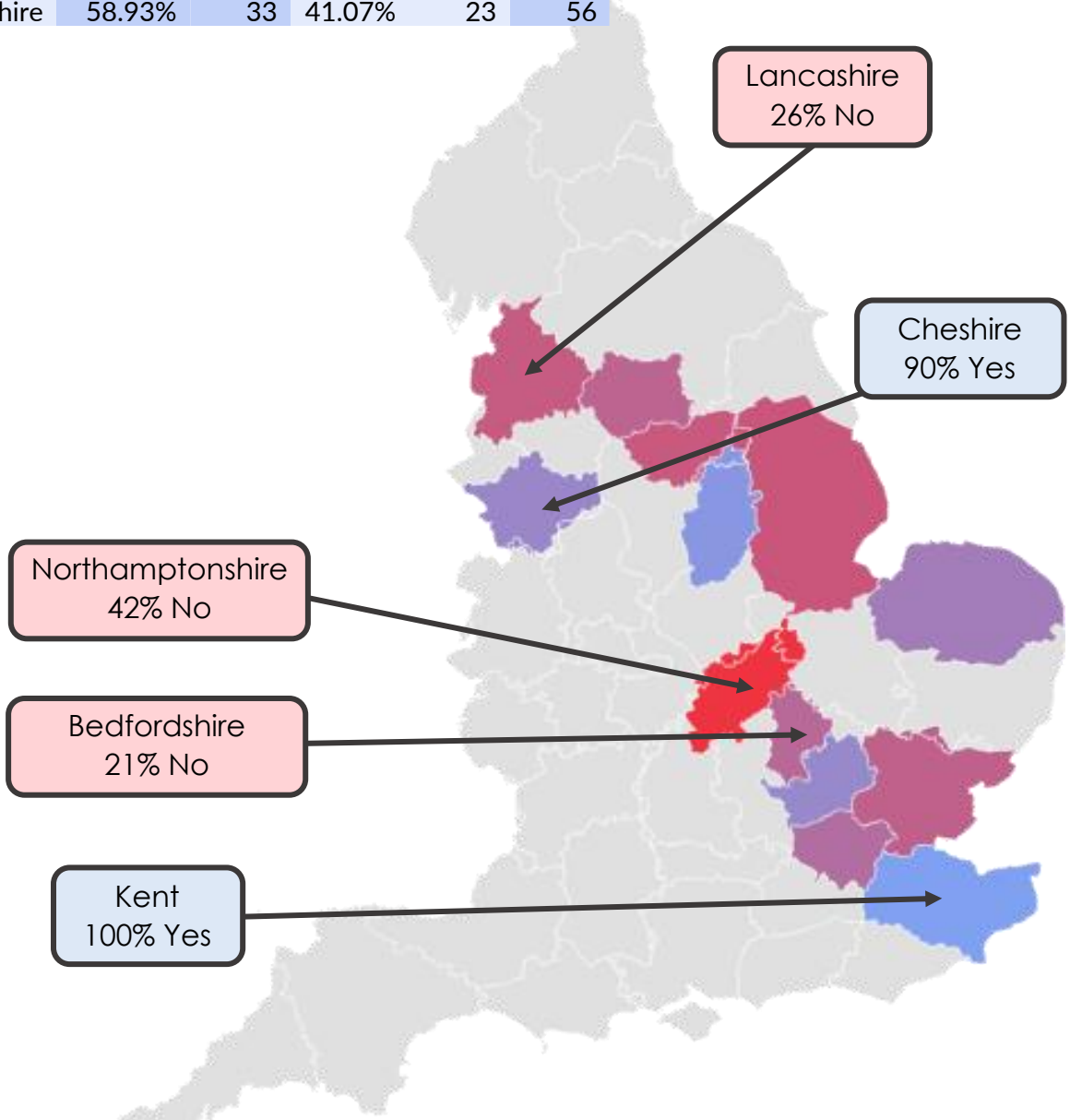


Be heard.



Primary age 7-11: "Are our habits a big problem for the environment?"

	Yes		No		Total
	%	Count	%	Count	Count
Kent	100.00%	24	0.00%		24
Nottinghamshire	96.55%	28	3.45%	1	29
Hertfordshire	91.15%	103	8.85%	10	113
Cheshire	90.48%	19	9.52%	2	21
Norfolk	86.96%	20	13.04%	3	23
Greater London	81.32%	727	18.68%	167	894
Bedfordshire	79.22%	61	20.78%	16	77
West Yorkshire	77.68%	87	22.32%	25	112
Essex	76.32%	622	23.68%	193	815
Lancashire	74.19%	23	25.81%	8	31
South Yorkshire	73.15%	79	26.85%	29	108
Lincolnshire	72.63%	138	27.37%	52	190
Northamptonshire	58.93%	33	41.07%	23	56



Be informed.



Be curious.

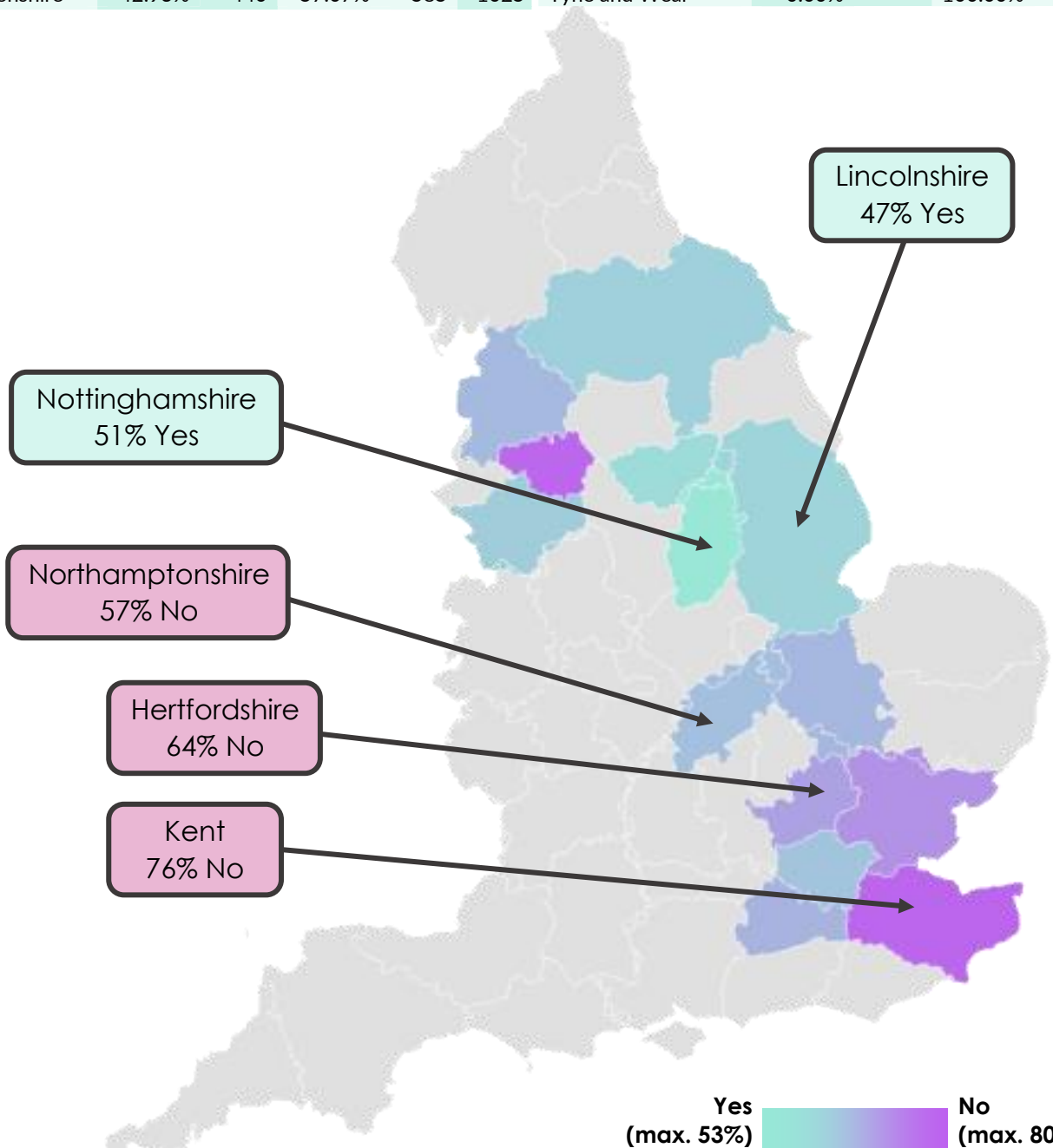


Be heard.



Secondary, 16+ & College: "Is apathy the biggest (max. 100%) environment?" **Yes** (max. 100%) **No** (max. 42%)

	Yes %	Count	No %	Count	Total Count		Yes %	Count	No %	Count	Total Count
West Yorkshire*	100.00%	4	0.00%	0	4	Lancashire	41.35%	220	58.65%	312	532
West Midlands*	52.63%	10	47.37%	9	19	Cambridgeshire	41.30%	387	58.70%	550	937
Nottinghamshire	51.11%	69	48.89%	66	135	Surrey	40.09%	85	59.91%	127	212
Norfolk*	50.00%	1	50.00%	1	2	Hertfordshire	36.40%	257	63.60%	449	706
South Yorkshire	48.82%	103	51.18%	108	211	Essex	33.15%	122	66.85%	246	368
Lincolnshire	47.18%	209	52.82%	234	443	Greater Manchester	24.24%	8	75.76%	25	33
North Yorkshire	46.32%	44	53.68%	51	95	Kent	23.99%	291	76.01%	922	1213
Cheshire	45.65%	21	54.35%	25	46	East Sussex*	0.00%	0	100.00%	2	2
Greater London	43.81%	276	56.19%	354	630	Leicestershire*	0.00%	0	100.00%	1	1
Northamptonshire	42.93%	440	57.07%	585	1025	Tyne and Wear*	0.00%	0	100.00%	1	1



Be informed.



Be curious.



Be heard.





**Voter Comments Primary age 5-7: "Are our habits bad for the environment?"**  
**& Primary age 7-11: "Are our habits a big problem for the environment?"**

"Our personal habits do have an effect on the environment to some extent. However, it is **big companies that are in control of colossal damage.**"

Primary School, South Yorkshire

"We think our habits do impact the environment, like **cutting down trees, wasting electricity and using any petrol and diesel cars** are harmful and **changing habits is really difficult.**"

Primary School, Hertfordshire

"Our habits are the reason why we are having **accelerated climate change and increasing the greenhouse effect.**"

Primary School, Essex

"I voted no because some habits, **such as painting,** don't affect the environment that much."

Primary School, Hertfordshire

**Voter Comments – Secondary, 16+ & College: "Is apathy the biggest threat to the environment?"**

"Our apathetic behaviour will **continue** to have a **detrimental impact** on the environment. We must **accept** our **ignorance and make changes for a better future.**"

Secondary School, North Yorkshire

The price difference between the eco options and non eco options is **unreasonable for many working-class families.**

Secondary School, North Yorkshire

"It's **terrifying** that people **don't care** about climate change."

Secondary School, Lancashire

"I think the main issue lies with **big corporations who don't want to change their policies** because it would **reduce their profits or efficiency.** Apathy is a major issue, but it mainly relates to **individuals,** whose actions don't have as much **impact as those of large companies.**"

Secondary School, West Midlands



Be informed.



Be curious.



Be heard.



"No apathy isn't the biggest threat to the environment, its **mostly money** because it's **cheaper to place all of your rubbish all together**. It is also **difficult to justify paying for a similar product** which is almost **double the price.**"

Secondary School, Greater London

"**Eco products** need to be **cheaper**. Maybe if there was no tax on these products people would be **more willing to buy them**. **Big businesses need to do more and stop blaming us!**"

Secondary School, Lancashire

"It's the **government** and industry's fault for **not helping with the environment**. They need to **do more!**"

Secondary School, Surrey

"People talk about **changing the world**, but they always **make it too expensive.**"

Secondary School, Surrey



Be informed.



Be curious.



Be heard.